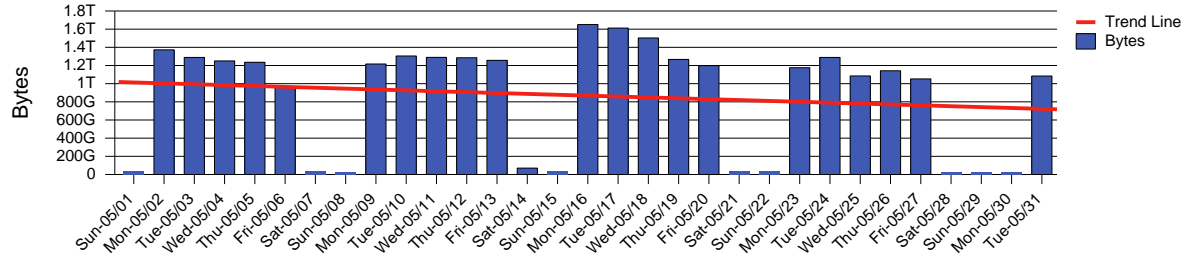


eHealth Service Level Report


IT Director Report



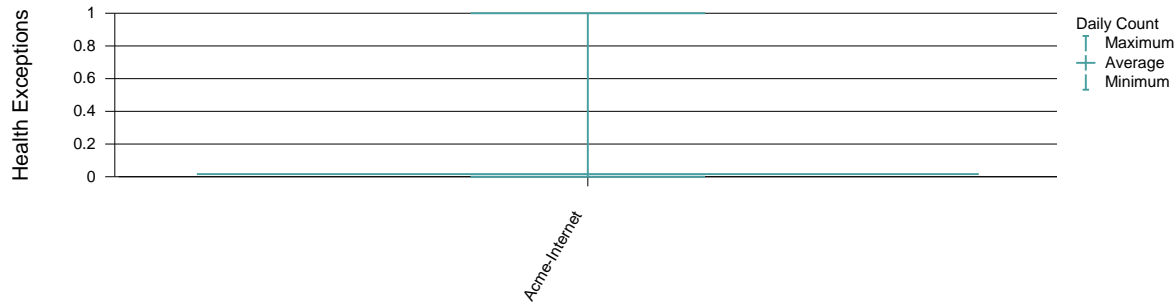
Daily Network Volume



Bandwidth Utilization Distribution by Group



Daily Health Exceptions by Group



Element Summary

Element Name	Speed In:Out (bits/sec)	Bytes	Byte Rate	Byte Rate Pe	BW Util %	BW Util Peak %	Availability %	Reachability %
Acme-Internet(In)	1.0 G:1.0 G	23.6 T	8.8 M	74.5 M	7.0	59.6	100.0	100.0
Acme-Internet(Out)	1.0 G:1.0 G	3.3 T	1.2 M	21.2 M	1.0	16.9	100.0	100.0

Note: K=1,000, M=1,000,000, etc.